

OptiBond® All-In-One

Bottle Delivery Technique Summary

Refer to complete Directions for Use booklet regarding specifics by indication for both Direct and Indirect application.



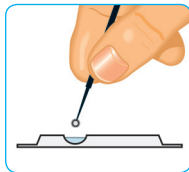
1. Shake.



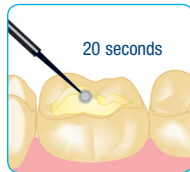
2. Dispense.



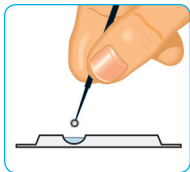
3. Close immediately.



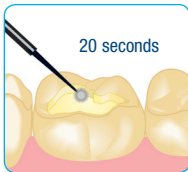
4. Dip brush.



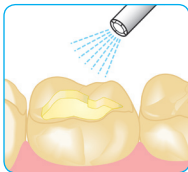
5. Apply first application with scrubbing motion.



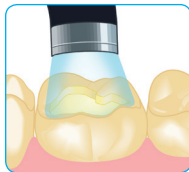
6. Dip brush.



7. Apply second application with scrubbing motion.



8. Air dry gently, then air dry with medium force for at least 5 seconds.



9. Light cure for 10 seconds

CAUTION: Corrosive Liquid: Uncured methacrylate resin may cause contact dermatitis and damage the pulp. Avoid contact with skin, eyes and soft tissue. In case of contact with skin or eyes, flush immediately and thoroughly with water. Get medical attention for eyes. Do not take internally.

The logo for Kerr, featuring the word "Kerr" in a bold, blue, sans-serif font with a curved line above it.

OptiBond® All-In-One Unidose® Delivery Technique Summary

Refer to complete Directions for Use booklet regarding specifics by indication for both Direct and Indirect application.



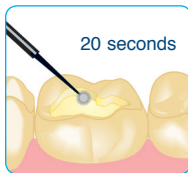
1. Shake.




2. Twist open.



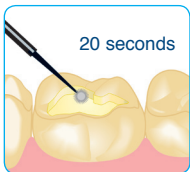
3. Dip brush.



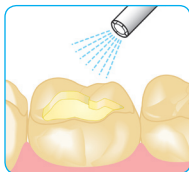
4. Apply first application with scrubbing motion.



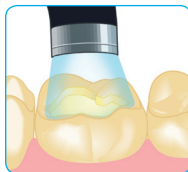
5. Dip brush.



6. Apply second application with scrubbing motion.



7. Air dry gently, then air dry with medium force with at least 5 seconds.



8. Light cure for 10 seconds